

Apollo
Ansty Park



**Coventry's Premier Logistics/
Manufacturing Park**

**Industrial/warehouse units
from 172,407 - 269,882 sq ft**

FULLY LET

apolloanstypark.co.uk

Coventry's Premier Logistics & Manufacturing Park

Apollo, Ansty Park, Coventry is a unique and established 52 acre development strategically positioned adjacent to M6 Junction 2 and M69 Junction 1, providing unrivalled access to the UK's motorway network.

Located at the centre of the logistics, manufacturing and aerospace sectors in the UK, 90% of the population are reachable within 4 hours. The M1 is easily accessible via the M6 and M69 in less than 20 minutes, providing excellent connectivity to London and the wider UK, whilst both Daventry International Rail Freight Terminal (DIRFT) and Hams Hall Rail Freight Terminal can be reached within a circa 20 minutes' drive time.

Providing 860,956 sq ft of space across four detached units, Apollo offers highly specified accommodation to suit a range of occupier types.

Apollo 4
172,407 sq ft

Apollo 5
301,591 sq ft

Apollo 6
269,882 sq ft

Apollo 7
117,076 sq ft



An established community

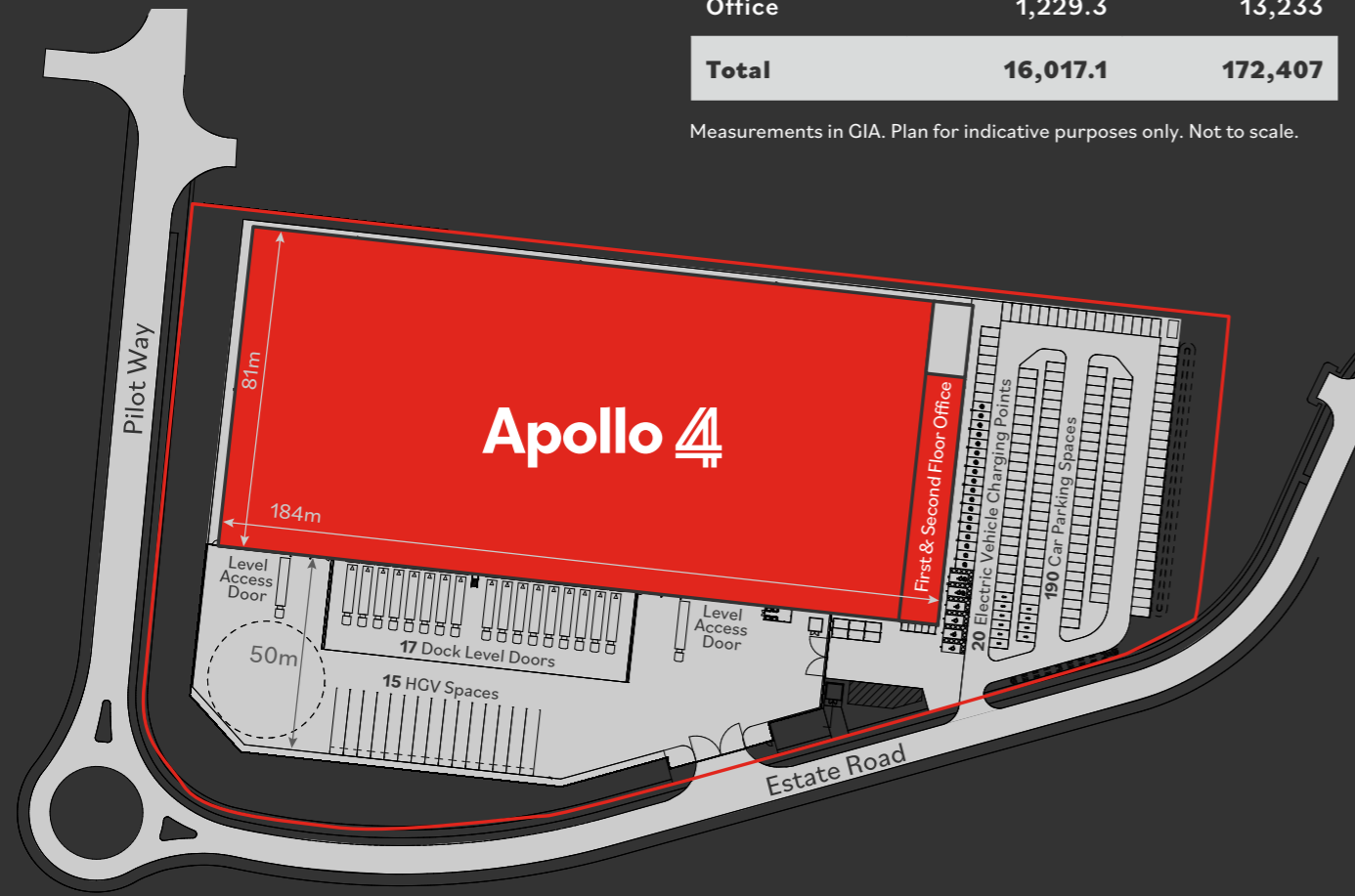
- 01 Sainsbury's
- 02 HTRC
- 03 FANUC
- 05 AVL
- 06 I P G PHOTONICS
- 07 mtc Manufacturing Technology Centre
- 08 mtc LLOYDS BANK Advanced Manufacturing Training Centre
- 09 Cadent
- 11 ROLLS ROYCE
- 12 Polestar
- 13 STAIRCRAFT Group

Apollo

172,407 sq ft **UNDER OFFER**









	Sq M	Sq Ft
Warehouse	14,787.8	159,174
Office	1,229.3	13,233
Total	16,017.1	172,407

Measurements in GIA. Plan for indicative purposes only. Not to scale.







Specification









Warehouse

-  Clear Height to Haunch: **12m**
-  **2** Level Access Doors
-  **17** Dock Level Doors
-  Wide Aisle **24,679** Pallets
-  **1.25MVA** Power Supply
-  Narrow Aisle **32,540** Pallets
-  Floor Loading: **50kN/sq m**
-  BREEAM **Excellent**

External Areas

-  **190** car parking spaces
-  **20** Electric Vehicle Charging Points
-  **50m** Yard Depth
-  **15** HGV Spaces

Offices

-  High quality WC & Shower Facilities
-  **8** Person Passenger Lift
-  PIR VRF Heating and Cooling
-  Suspended Ceiling with Metal Tiles
-  Motion Sensing LED Lighting
-  Raised Access Floor
-  Carpet Tiled Floor Finish
-  Kitchenette Facilities

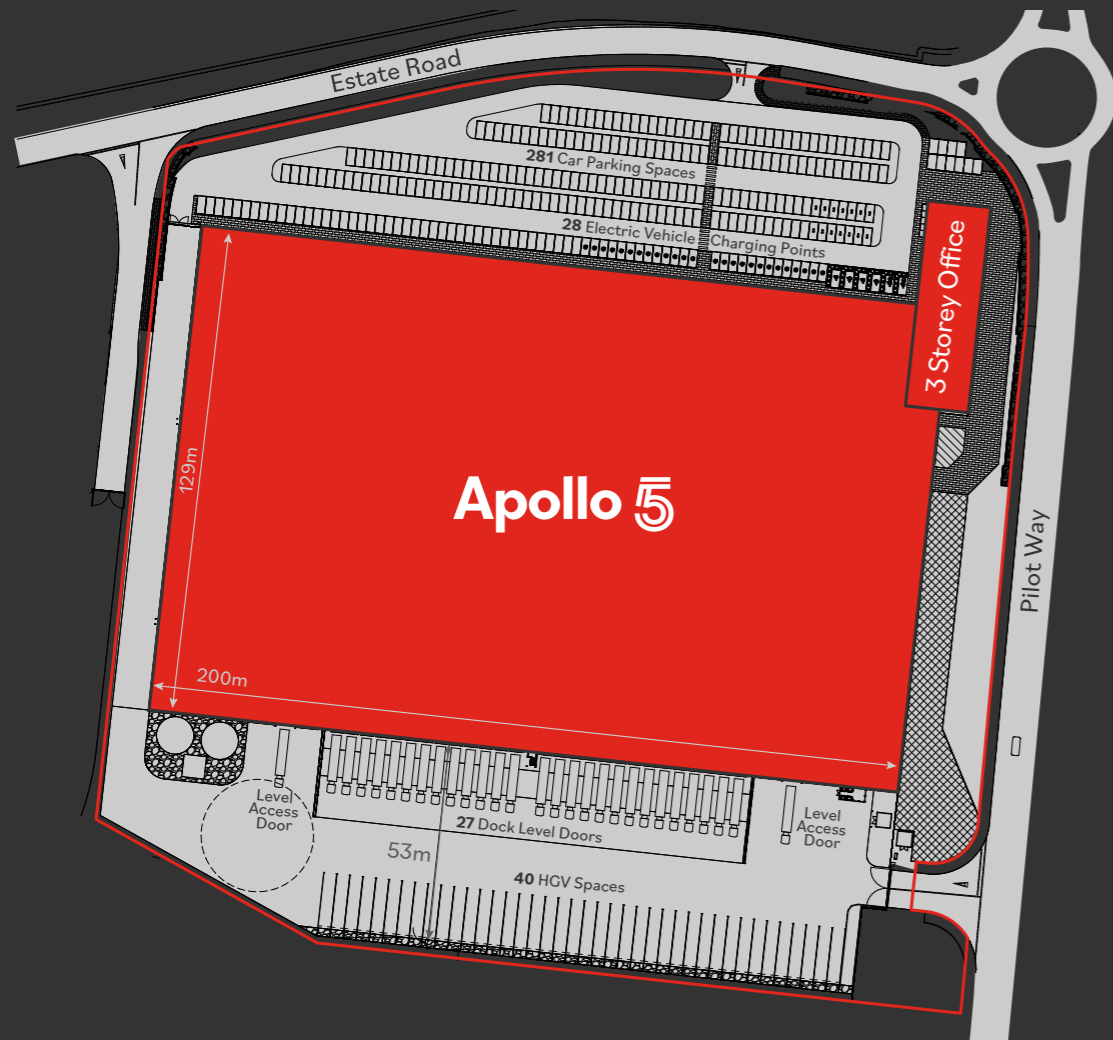


Apollo 5

301,591 sq ft **LET TO daals.**

	Sq M	Sq Ft
Warehouse	25,579.7	275,337
Office	2,439	26,254
Total	28,018.7	301,591

Measurements in GIA. Plan for indicative purposes only. Not to scale.



Specification

Warehouse

- Clear Height to Haunch: **14m**
- 2** Level Access Doors
- 27** Dock Level Doors
- Wide Aisle **46,656** Pallets
- 1.5MVA** Power Supply
- Narrow Aisle **71,232** Pallets
- Floor Loading: **50kN/sq m**
- BREEAM Excellent**

External Areas

- 281** car parking spaces
- 28** Electric Vehicle Charging Points
- 53m** Yard Depth
- 40** HGV Spaces

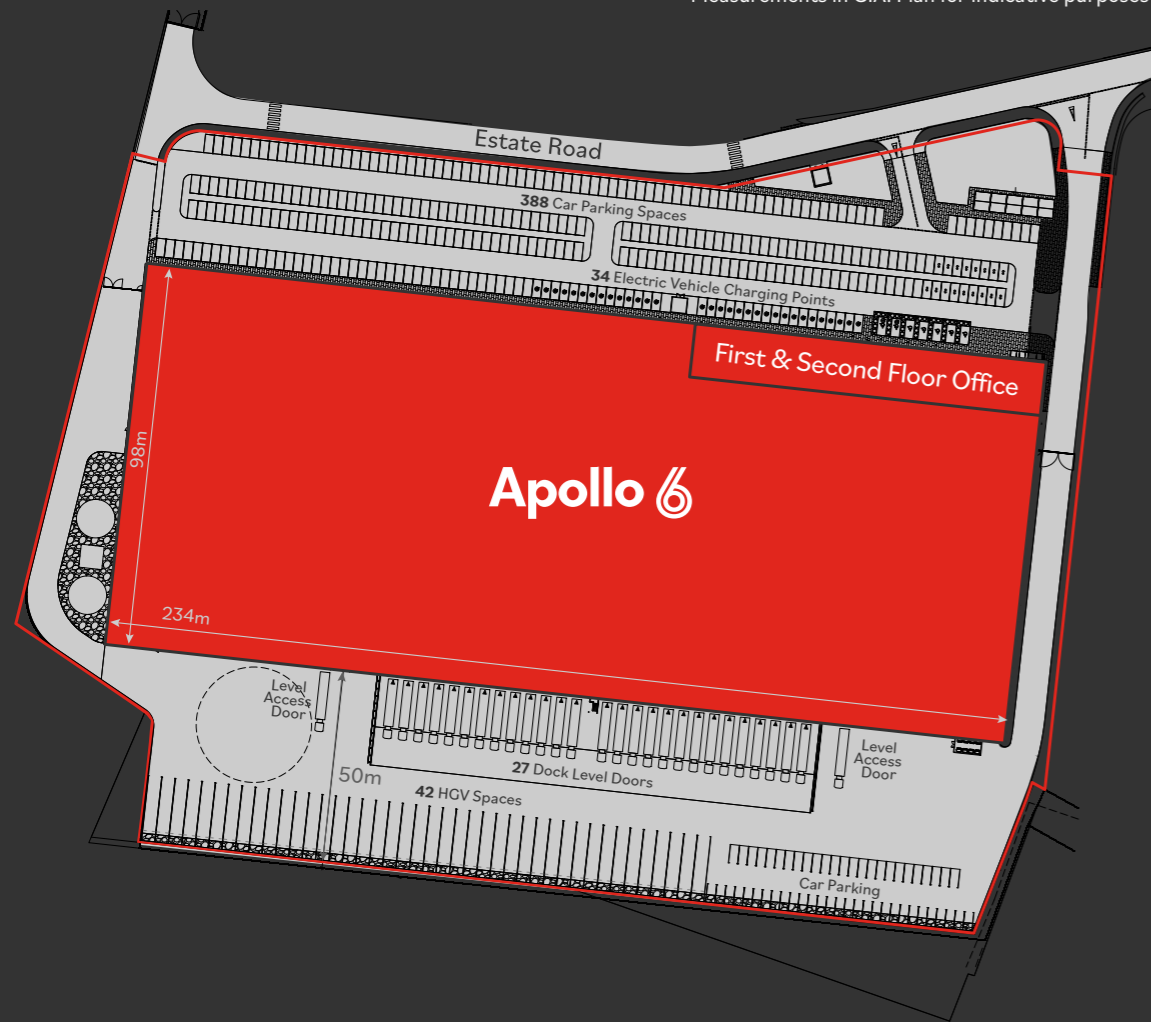
Offices

- High quality WC & Shower Facilities
- 8** Person Passenger Lift
- PIR VRF Heating and Cooling
- Suspended Ceiling with Metal Tiles
- Motion Sensing LED Lighting
- Raised Access Floor
- Carpet Tiled Floor Finish
- Kitchenette Facilities











	Sq M	Sq Ft
Warehouse	22,948.5	247,015
Office	2,124.4	22,867
Total	25,072.9	269,882

Measurements in GIA. Plan for indicative purposes only. Not to scale.







Specification









Warehouse

-  Clear Height to Haunch: **14m**
-  **27** Dock Level Doors
-  **1.5MVA** Power Supply
-  Floor Loading: **50kN/sq m**
-  **2** Level Access Doors
-  Wide Aisle **39,040** Pallets
-  Narrow Aisle **59,264** Pallets
-  BREEAM **Excellent**

External Areas

-  **388** car parking spaces
-  **34** Electric Vehicle Charging Points
-  **50m** Yard Depth
-  **42** HGV Spaces

Offices

-  High quality WC & Shower Facilities
-  **8** Person Passenger Lift
-  PIR VRF Heating and Cooling
-  Suspended Ceiling with Metal Tiles
-  Motion Sensing LED Lighting
-  Raised Access Floor
-  Carpet Tiled Floor Finish
-  Kitchenette Facilities

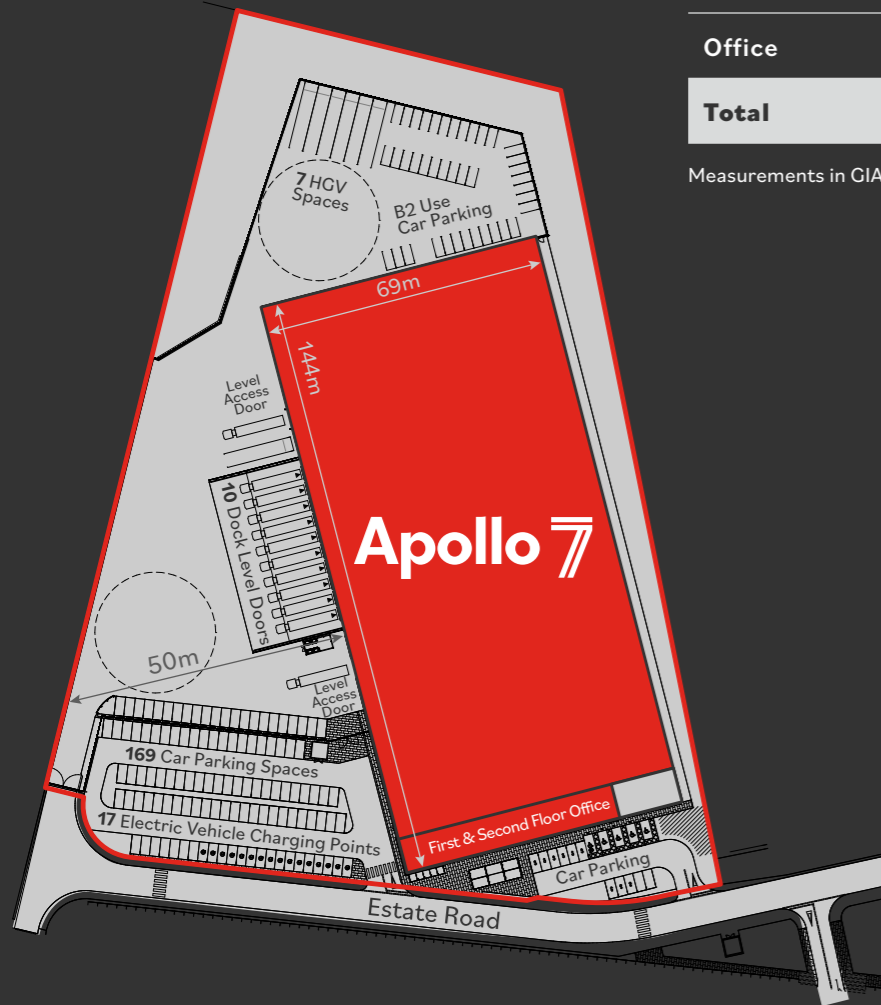


Apollo 7

117,076 sq ft **LET TO JoyLogistics**

	Sq M	Sq Ft
Warehouse	9,944.4	107,040
Office	932.4	10,036
Total	10,876.8	117,076

Measurements in GIA. Plan for indicative purposes only. Not to scale.



Specification

Warehouse

- Clear Height to Haunch: **12.5m**
- 2** Level Access Doors
- 10** Dock Level Doors
- Wide Aisle **14,784** Pallets
- 0.75MVA** Power Supply
- Narrow Aisle **20,020** Pallets
- Floor Loading: **50kN/sq m**
- BREEAM Excellent**

External Areas

- 169** car parking spaces
- 17** Electric Vehicle Charging Points
- 50m** Yard Depth
- 7** HGV Spaces

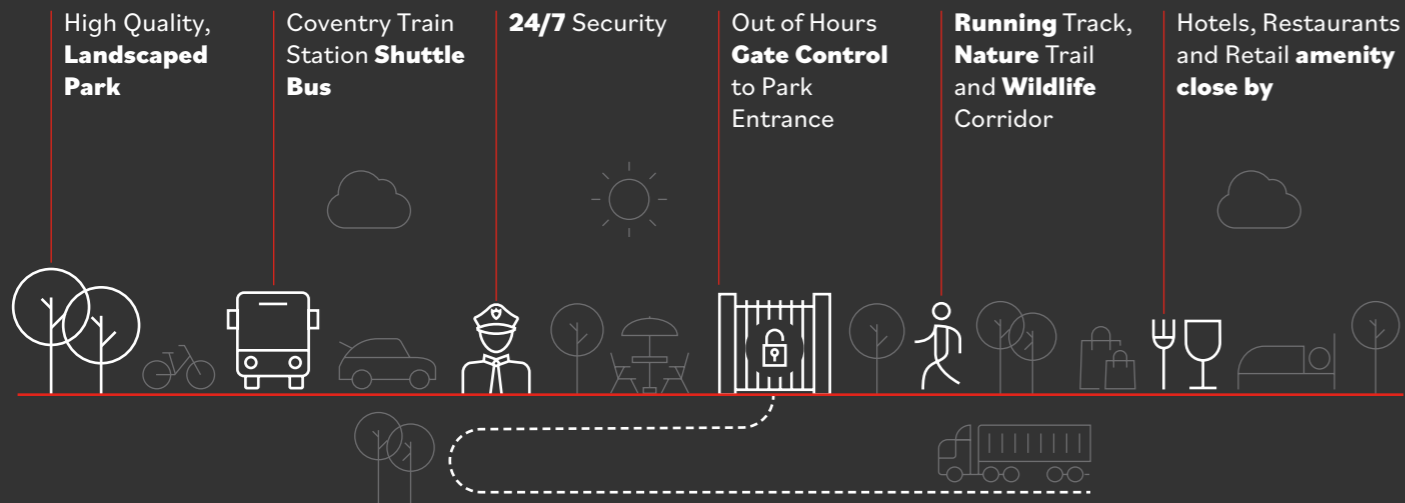
Offices

- High quality WC & Shower Facilities
- 8** Person Passenger Lift
- PIR VRF Heating and Cooling
- Suspended Ceiling with Metal Tiles
- Motion Sensing LED Lighting
- Raised Access Floor
- Carpet Tiled Floor Finish
- Kitchenette Facilities



A park built around your health and wellbeing

Park Benefits



Sustainability

At Apollo you will find a unique environment that combines forward-thinking sustainability with the potential for long-term growth. Our focus on energy efficiency and indoor environmental quality ensures that your units minimise energy consumption while promoting a healthier and more inviting workspace.



It's all about connectivity

Travel Times

Motorway	Distance	Time
M69	1.2 miles	3 mins
M6	1 miles	3 mins
M1 (J19)	12.8 miles	14 mins
M1 (J21)	16.7 miles	16 mins
M42	13.6 miles	14 mins
M40	17 miles	22 mins

City	Distance	Time
Coventry	5.3 miles	12 mins
Birmingham	25 miles	28 mins
Leicester	21 miles	28 mins
London	96 miles	1hr 50 mins

Transport	Distance	Time
Daventry International Rail Freight Terminal	17 miles	18 mins
Birmingham Airport	17 miles	20 mins
Hams Hall Rail Freight Terminal	19 miles	22 mins
East Midlands Airport	35 miles	35 mins
London Heathrow Airport	96 miles	1hr 40 mins

Key Parcel Hubs	Distance	Time
DHL, Ryton	5.9 miles	8 mins
Royal Mail, Middlemarch	6.3 miles	9 mins
DHL, Coventry Gateway	7.3 miles	10 mins
DPD, Hinckley	8.8 miles	14 mins
Evri, Rugby	9.7 miles	15 mins

Demographics

90%

Golden triangle location; 90% of the UK population reachable within 4 hours

4.8m

total population within a 30 mile radius

6m

population within 1 hour

30%

of UK aerospace businesses located in the Midlands

8.4%

of employee jobs in transport and storage

100,000

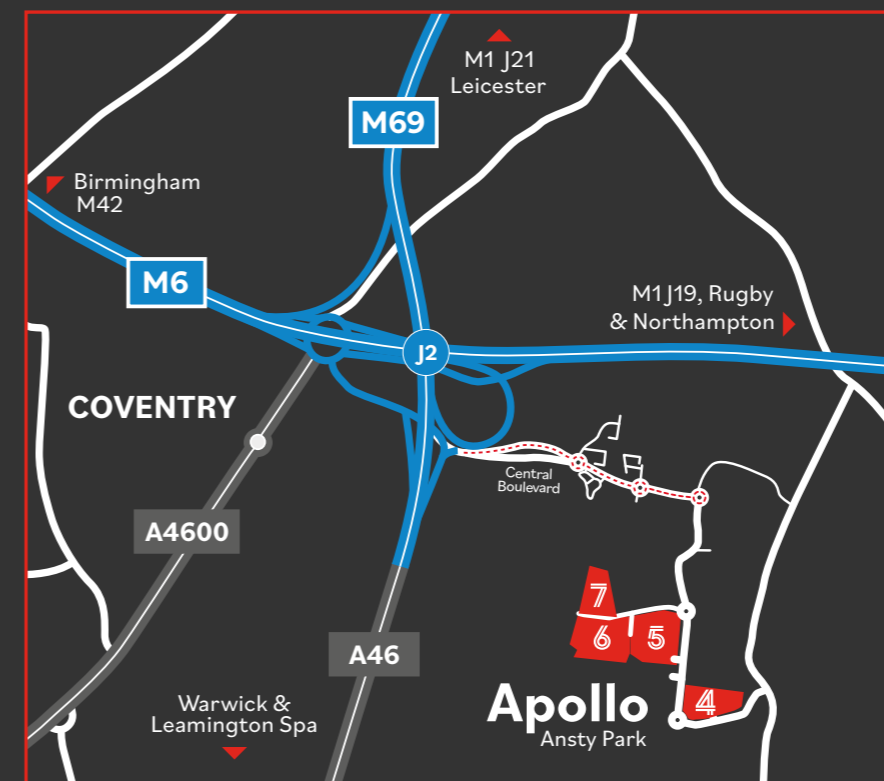
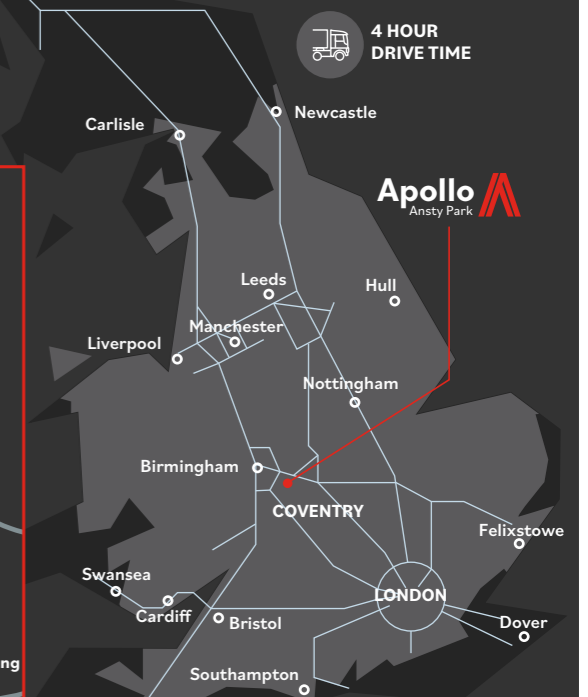
graduates a year from 15 universities within a 1 hour drive

£124.3bn

total purchasing power

Sat Nav: CV7 9JU

What Three Words: mastering/fuel/patch



Soft-landing Support

Inward investment agency, Invest Coventry & Warwickshire, can help businesses to access soft-landing support in terms of skills and recruitment support / brokerage and access to finance programmes, including grants and loans.

Within skills and recruitment, support to business is bespoke to their needs but can include:

- Apprenticeships, training and skills support
- Recruitment support (including the Fair Chance Employment Programme)
- Fully funded recruitment films
- Links to Education Community

Local financial support opportunities are available for businesses location to Ansty Park that could help with initial set up and fit out costs.

For further information or to be introduced to Invest Coventry & Warwickshire, please contact the joint agents.

www.investcw.co.uk
skillshub.warwickshire.gov.uk
coventry.gov.uk/invest-coventry

Further Information

Terms

The units are available on a new FRI leases, on terms to be agreed.

Contact

Further information including Technical Pack, plans and specification documents are available on request through the joint agents.



0121 643 6440
0203 147 6040

Will Arnold
0779 3149 886
will.arnold@jll.com

Carl Durrant
07971 404 655
carl.durrant@eu.jll.com

Sophie Kettlewell
07801 667 586
sophie.kettlewell@jll.com

NEWMARK
0121 616 4800

Sebastian Moseley
07825 868 943
sebastian.moseley@nmrk.com

Charles Spicer
07949 864 103
charles.spicer@nmrk.com

Ellie Crathern
07385 393 991
ellie.crathern@nmrk.com

apolloanstypark.co.uk

MISREPRESENTATION ACT 1967. JLL and Newmark for themselves and for the vendor and lessor of this property, whose agent JLL and Newmark give notice that: 1. These particulars do not form, or form any part of, an offer or contract. 2. They are intended to give a fair description of the property, but neither JLL, Newmark nor the vendor or the lessor accept responsibility for any error they may contain, however caused. Any intending purchaser or lessee must therefore satisfy himself by inspection or otherwise as to their correctness. 3. Neither JLL, Newmark nor any of their employees, has any authority to make further representation or warranty whatever in relation to this property. 03/2026.

Designed by Barques t. 0121 233 2080 w. barques.co.uk